

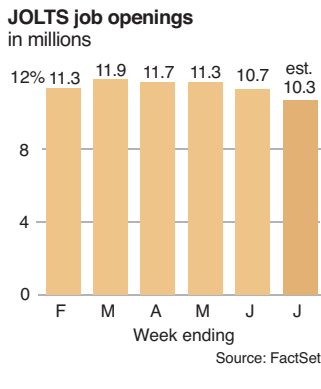
Tracking home prices

The latest installment of a closely watched barometer of U.S. home prices should provide insight into the health of the housing market. The S&P CoreLogic Case-Shiller home price index tracks the value of homes in 20 major U.S. metropolitan areas. In May the index showed a 20.5% annual increase. Economists expect the latest reading today will show a 19.3% increase in June from a year earlier.



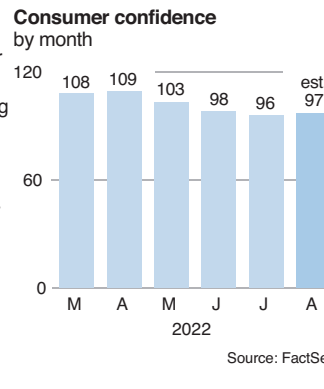
Job market monitor

The Labor Department delivers its monthly tally of U.S. job openings today. Economists project that the Job Openings and Labor Turnover Survey, or JOLTS, will show employers advertised about 10.3 million jobs in July. That would be down from June and the fewest openings since June 2021. Job openings, which never exceeded 8 million in a month before last year, topped 11 million every month from December through May.



Confidence check

The Conference Board delivers its latest index of U.S. consumer confidence today. Economists expect the reading rose in August to 97.4 from 95.7 in July. A reading of 90 or better reflects a healthy economy. The index, which measures consumers' assessment of current conditions and their outlook for the future, has mostly fallen this year as consumers grapple with the highest inflation in decades and rising interest rates.

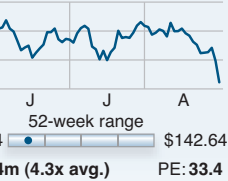


Closing price for Monday, August 29, 2022

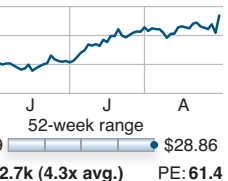
Story Stocks

Stocks closed lower on Wall Street, adding to their recent losses as traders realized how determined the Federal Reserve is to keep interest rates high to fight inflation. The S&P 500 gave back almost 1% Monday. The Nasdaq and the Dow also fell.

Catalent CTLT
Close: \$92.28 ▼-7.42 or -7.4%
The maker of drug delivery technologies gave investors a disappointing revenue forecast.



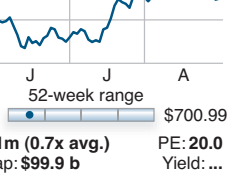
Napco Security Tech NSSC
Close: \$28.46 ▲3.00 or 11.8%
The security products and software company reported strong fiscal fourth-quarter financial results.



Bristol-Myers Squibb BMY
Close: \$66.75 ▼-4.44 or -6.2%
The drug developer gave investors a discouraging update on the development of a potential stroke reduction treatment.



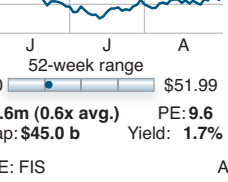
Netflix NFLX
Close: \$224.57 ▲1.29 or 0.6%
The streaming entertainment giant is reportedly considering cutting prices sharply for its upcoming ad-supported content tier.



Exxon Mobil XOM
Close: \$100.12 ▲2.25 or 2.3%
Energy stocks gained ground along with rising U.S. crude oil prices.

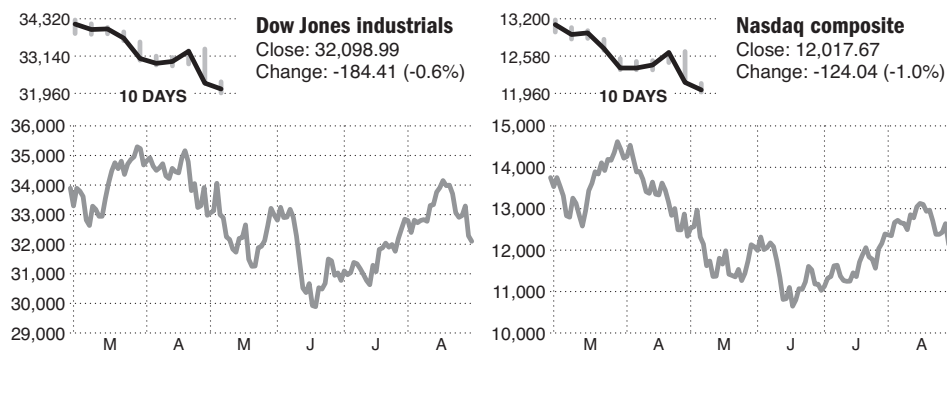


Freeport-McMoRan FCX
Close: \$31.50 ▼-0.69 or -2.1%
The copper miner slipped along with the metal's price.



SOURCE: FIS AP

Money&Markets



StocksRecap

	HIGH	LOW	CLOSE	CHG	%CHG	YTD
DOW	32,325.16	31,972.79	32,098.99	-184.41	-0.57%	-11.67%
DOW Trans.	14,376.53	14,202.06	14,232.72	-147.51	-1.03%	-13.63%
DOW Util.	1,038.63	1,016.20	1,031.30	+4.56	+0.44%	+5.15%
NYSE Comp.	15,229.26	15,067.95	15,118.85	-59.36	-0.39%	-11.92%
NASDAQ	12,124.87	11,981.42	12,017.67	-124.04	-1.02%	-23.19%
S&P 500	4,062.99	4,017.42	4,030.61	-27.05	-0.67%	-15.43%
S&P 400	2,503.63	2,474.18	2,482.96	-17.29	-0.69%	-12.63%
Wilshire 5000	40,646.28	40,199.21	40,313.24	-285.55	-0.70%	-16.81%
Russell 2000	1,898.67	1,879.13	1,882.94	-16.89	-0.89%	-16.14%

Gaming's summer slump

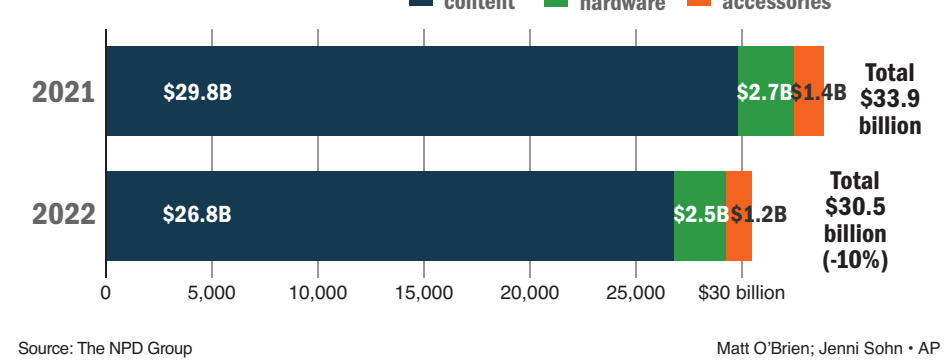
Many gamers chose the sun over screens this summer. Consumer spending on video games, consoles and accessories fell 9% in July compared to a year earlier, to \$4.1 billion, according to the NPD Group. NPD says year-to-date spending is down 10% to \$30.5 billion compared to the same period in 2021.

That's not to say there weren't blockbusters. July's best-selling game was MultiVersus from Los Angeles-based Player First Games, which pits Warner Bros. characters — from Bugs Bunny to Batman — against each other in a free-to-play battle.



Video game hardware sales — while still down 7% so far this year — rebounded 12% in July from a year ago to \$3.62 billion. Sony's PlayStation 5 led in sales dollars while Nintendo's Switch sold the most units.

Meanwhile mobile games slumped, with sales still led by longstanding favorites like Candy Crush Saga, Roblox and Coin Master. NPD analyst Mat Piscatella says summer months are typically good for mobile spending but "the category is in more heated competition for players' hours than at any time in recent memory as other summertime activities open up as alternatives."



Source: The NPD Group Matt O'Brien; Jenni Sohn • AP

Company Spotlight

Catalent
CONSUMER HEALTH

COVID cooling

Catalent had its worst day in more than a year after the maker of drug delivery systems posted lukewarm fourth-quarter financial results and forecast slower growth in 2023 as demand for COVID-19-related products cools.

Somerset, New Jersey-based Catalent had revenue of \$1.31 billion in the period, just below Wall Street analysts' expectations of \$1.32 billion. The company, 10% would offset some of those declines.

Catalent (CTLT) Monday's close: \$92.28, -7.42

52-WEEK RANGE: \$86 - \$143 Price-earnings ratio: 33 (Based on past 12-month results)

Total return 1-yr: -28.3% 3-yr*: 20.9 5-yr*: 18.1

Market value: \$16.5 billion

*annualized Source: FactSet

Interest rates

The yield on the 10-year Treasury note rose to 3.11% on Monday. Yields affect rates on mortgages and other consumer loans.

	PRIME RATE	FED FUNDS
LAST	5.50	2.38
6 MO AGO	3.25	.13
1 YR AGO	3.25	.13

A click of the wrist gets you more at nashuatelegraph.com

TREASURIES	LAST	PVS	NET CHG	1YR AGO
3-month T-bill	2.95	2.84	+0.11	.05
6-month T-bill	3.35	3.23	+0.12	.05
52-wk T-bill	3.43	3.36	+0.07	.07
2-year T-note	3.43	3.38	+0.05	.22
5-year T-note	3.27	3.20	+0.07	.79
7-year T-note	3.21	3.14	+0.07	1.09
10-year T-note	3.11	3.03	+0.08	1.31
30-year T-bond	3.25	3.19	+0.06	1.92

CONSUMER RATES NAT'L AVG WK AGO 6MO AGO 1YR AGO

48 month new car loan	5.10	5.10	5.07	3.58
Money market account	0.15	0.16	0.13	0.07
1 year CD	1.35	1.36	1.24	0.28
\$30K Home equity loan	7.63	7.63	7.42	6.50
30 year fixed mortgage	5.94	5.87	5.27	4.30
15 year fixed mortgage	5.16	5.04	4.59	3.51

Commodities

U.S. crude oil jumped over 4% Monday, while heating oil slumped 2.4%. Natural gas and wholesale gasoline prices closed higher. Silver fell and gold was flat.

FUELS	CLOSE	PVS	%CHG	%YTD
Crude Oil (bbl)	97.01	93.06	+4.24	+29.0
Ethanol (gal)	2.16	2.16	...	+1.1
Heating Oil (gal)	3.91	4.01	-2.44	+67.9
Natural Gas (mm btu)	9.35	9.30	+0.61	+150.8
Unleaded Gas (gal)	2.88	2.85	+0.92	+29.1

METALS	CLOSE	PVS	%CHG	%YTD
Gold (oz)	1736.60	1736.10	+0.03	-5.0
Silver (oz)	18.56	18.74	-0.99	-20.5
Platinum (oz)	854.30	855.30	-0.12	-11.4
Copper (lb)	3.63	3.71	-2.29	-18.6

AGRICULTURE	CLOSE	PVS	%CHG	%YTD
Cattle (lb)	1.42	1.41	+0.53	+1.9
Coffee (lb)	2.37	2.38	-0.63	+4.6
Corn (bu)	6.84	6.69	+2.24	+15.3
Cotton (lb)	1.22	1.22	-0.08	+8.4
Lumber (1,000 bd ft)	516.00	523.60	-1.45	-55.0
Orange Juice (lb)	1.80	1.75	+2.84	+22.7
Soybeans (bu)	15.35	16.05	-4.39	+15.5
Wheat (bu)	8.20	7.85	+4.49	+6.4

Foreign Exchange

The U.S. dollar strengthened against the British pound, the Mexican peso and the Japanese yen. The greenback also rose versus the Swiss franc but fell against the euro.

MAJORS	LAST	CHG	%CHG	1YR AGO
USD per British Pound	1.1702	-0.0039	-0.33%	1.3768
Canadian Dollar	1.3005	-0.0023	-0.18%	1.2619
USD per Euro	.9992	+0.0029	+0.29%	1.1794
Japanese Yen	138.83	+1.43	+1.03%	109.84
Mexican Peso	20.0154	+0.240	+1.2%	20.1916

EUROPE/AFRICA/MIDDLE EAST	LAST	CHG	%CHG	1YR AGO
Israeli Shekel	3.3202	+0.0644	+1.94%	3.2198
Norwegian Krone	9.7562	+0.0009	+0.01%	8.7190
South African Rand	16.8583	-0.0404	-0.24%	14.7287
Swedish Krona	10.6752	+0.0109	+1.0%	8.6420
Swiss Franc	.9690	+0.0027	+0.28%	.9115

ASIA/PACIFIC	LAST	CHG	%CHG	1YR AGO
Australian Dollar	1.4492	-0.0020	-0.14%	1.3677
Chinese Yuan	6.9080	+0.0362	+0.52%	6.4718
Hong Kong Dollar	7.8481	+0.0019	+0.02%	7.7874
Indian Rupee	79.968	-0.003	-0.00%	73.513
Singapore Dollar	1.3962	+0.0015	+0.11%	1.3454
South Korean Won	1346.80	+3.62	+0.27%	1162.79
Taiwan Dollar	30.39	+0.09	+0.30%	27.87

25 Biggest Funds

FUND	NAV	CHG 4-WK	12-MO	3-YR	5YR		
American Funds	AmrcnBalA m	29.33	-13	-1.8	-8.4/B	+6.8/B	+7.1/B
	GrAmrcA m	56.05	-39	-1.7	-22.1/C	+11.2/C	+11.2/D
	IncAmrcA m	23.62	-0.8	-9	-3.7/A	+7.0/C	+6.5/C
	InvCAmrcA m	42.91	-24	-1.2	-10.9/C	+10.3/D	+9.2/D
	WAMtlInvA m	52.61	-22	-1.2	-3.0/A	+11.1/C	+10.9/C
Dodge & Cox	Stkl	223.39	-7.2	-8	-6.5/E	+14.2/A	+10.9/A
Fidelity	500ldXlnsPm	140.20	-93	-2.3	-9.3/B	+13.1/A	+12.5/A
	Contrafund	14.18	-11	-2.3	-21.5/C	+11.0/C	+11.9/C
	TtlMktldXlnsPm	112.71	-8.0	-2.0	-11.9/D	+12.4/B	+11.8/B
PIMCO	Inclnstl	10.83	...	+1.5	-6.0/	+1.5/	+2.3/
Schwab	SP500ldx	62.73	...	+3.7	-7.9/	+14.0/	+12.6/
Vanguard	500ldXAdmrl	372.89	-2.48	-2.3	-9.3/B	+13.1/A	+12.4/A
	InTTEAdmrl	13.43	-0.3	-1.8	-7.3/B	-0.5/A	+1.3/A
	InslldXlns	342.19	-2.29	-2.3	-9.3/B	+13.1/A	+12.5/A
	InslldXlnsPlus	342.20	-2.28	-2.3	-9.3/B	+13.1/A	+12.5/A
	TrgtRtr2025Fd	17.60	-0.9	-2.4	-12.7/D	+4.7/C	+5.3/B
	TrgtRtr2030Fd	32.94	-1.8	-2.5	-13.3/C	+5.4/C	+5.7/C
	TrgtRtr2035Fd	20.34	-1.1	-2.4	-13.5/B	+6.3/D	+6.3/D
	TrgtRtr2040Fd	35.66	-2.0	-2.4	-13.7/A	+7.1/C	+6.8/C
	TlMldXAdmrl	9.86	-0.5	-2.4	-11.4/C	-1.9/D	+0.6/C
	TltnSlldXAdmrl	27.79	-1.1	-3.0	-18.4/B	+3.8/B	+2.1/B
	TltnSlldXlnv	16.61	-0.7	-3.0	-18.4/B	+3.8/B	+2.1/B
	TlMldXAdmrl	98.45	-6.9	-1.9	-11.9/D	+12.5/B	+11.9/B
	TlSMldXlns	98.47	-6.9	-1.9	-11.9/D	+12.5/B	+11.9/B
	WngtnAdmrl	72.30	-3.7	-1.7	-9.7/B	+7.2/A	+7.9/A

Stocks of Local Interest

NAME	TICKER	52-WK RANGE	LO	HI	CLOSE	CHG	%CHG	WK	MO	QTR	YTD %CHG	1YR %RTN	P/E	DIV
AMC Entertainment A	AMC	8.96	52.79	9.47	+3.0	+3.3	▲	▼	▼	▼	-65.2	-78.2
Advanced Human Imagi	AHI	0.42	7.77	1.32	+6.4	+94.1	▲	▲	▲	▲	-73.0
Adv Micro Dev	AMD	71.60	164.46	88.49	-2.69	-3.0	▼	▼	▼	▼	-38.5	-10.3	32	1.60f
Amazon.com Inc	AMZN	101.26	188.11	129.79	-9.6	-0.7	▼	▼	▼	▼	-22.1	-16.8	cc	...
Amer Virtual Cloud	AVCT	0.13	4.97	.38	+2.3	+156.8	▲	▲	▲	▲	-84.6	-96.8
Anheuser-Busch InBev	BUD	49.58	67.91	49.69	+0.2	...	—	▼	▼	▼	-17.9	-14.9	24	1.10e
Apple Inc	AAPL	129.04	182.94	161.38	-2.24	-1.4	▼	▼	▼	▼	-9.1	+15.2	27	0.92f
Astra Space Inc A	ASTR	0.91	13.58	.86	-0.8	-8.4	▼	▼	▼	▼	-87.6	-91.1
Bank of America	BAC	29.67	50.11	33.90	-1.3	-0.4	▼	▼	▼	▼	-23.8	-14.6	11	0.88f
Bed Bath & Beyond	BBBY	4.38	30.06	13.35	+2.65	+24.8	▲	▲	▲	▲	-8.4	-64.9	...	0.68
Benchmark Elec														